

# How to Complete Chemical Workplace Labels

## 1 Name the product contents

Provide the chemical or generic name(s) and CAS number(s). If the solution includes more than one chemical, include what percentage of each the mixture contains.

## 2 Indicate the WHMIS symbol(s) that apply

-  oxidizing hazard
-  may cause corrosive damage to metals, as well as skin and eyes
-  may cause (or suspected of causing) serious health effects
-  fire hazard
-  may cause death or toxicity with short exposure to small amounts
-  may cause less serious health effects or damage to the ozone layer
-  explosion or reactivity hazards






## 3 Indicate the risk level



For high risk hazards, check off “Danger”.  
For less severe hazards, check off “Warning”.  
Find more information in section 2 of the Safety Data Sheet (SDS) in the ChemWatch database.

### Chemical Workplace Label






**1** Provide chemical or generic name, CAS # and % in mixture



**2** WHMIS symbols

    Danger  Warning **3**

**4** Required PPE

   Other: \_\_\_\_\_

**5** Prepared by: \_\_\_\_\_  
Date prepared: \_\_\_\_\_  
Expiry date: \_\_\_\_\_

**6** Refer to Safety Data Sheet (SDS) in the ChemWatch Database

Ryerson University

## 4 Indicate what Personal Protective Equipment (PPE) is required when handling the chemical(s)

-  lab coat
-  closed-toed shoes
-  safety gloves
-  apron
-  safety goggles or glasses
-  mask
-  face shield

## 5 Provide additional information

Fill in:

- Name of the person that prepared and transferred the chemical(s) into the container.
- Date the chemical(s) were prepared and transferred into the container.
- Expiration date of the chemical(s), if applicable.

## 6 Refer to SDS in ChemWatch

Find more information about any chemical on the SDSs found in the ChemWatch database, including possible health effects and proper disposal methods.

